


BR Design 1951 Stock Suburban Underframe Equipment (1)

By Mark Brinton




MG Set




Motor Coach Right hand side (from rear)




EP Brake Unit



MG Resistance



Battery Box




No.1 & 2 Resistance Grids




No.3 Resistance Grid & Handbrake Lever

BR Design 1951 Stock Suburban Underframe Equipment (2)


By Mark Brinton




Aux. Reservoir



Right Hand Side (front) - EP Brake Unit



AWS Receiver



Location of former Whistle

Location of former power jumper

Former power conduit support

Brackets for original Power Jumper Fuse

Front End of Early BR Design 1951 Stock Showing Original Features

BR Design 1951 Stock Suburban Underframe Equipment (3)


By Mark Brinton




Main Switch - Equipment Fuse - Reverser




Left hand side of Motor Coach (front)




OLR - Line Breakers - Field Contactors - Main Equipment Case



Brake cylinder



Left hand side of Motor Coach (rear)



Train Line Fuse - DH25 Compressor - Main Air Reservoir